



trellis
technologies

Product Webinar

November 2025

We would like to acknowledge the traditional owners and custodians of the land on which we meet today, and to pay our respects to their elders past, present and emerging.

We extend that respect to Aboriginal and Torres Strait Islander people present today.

Welcome and Introduction

Matthew Shorten



Co-Founder &
Executive Director

Andrada Tudor



Product Manager

Stéphane Schneider



Head of Customer Success

Agenda

Priority Areas Based on Feedback

Roadmap Overview

Updates to Watch

Reporting Deep Dive

Summary Report

Periodic Report

Data Coverage Report

Year-on-Year and Baseline Comparison Reports

Electricity Reports

Bill Exceptions Report

Staying Involved with Trellis Development

Q & A



Data Processing Speed
(from inbox to inventory)



Reporting Flexibility
and Customisability



File Status Visibility
and Alerts



Data Exceptions
Visibility and Alerts



Data Gap Triggers,
Visibility and Alerts



Refining Self Service
Data Import Tools

We're Listening:

Priority Areas Based on Your Feedback

Development Roadmap Focus

0 – 3 months

3 – 6 months

6 – 12 months

General Ledger Allocator Live

Integrations for Data Ingestion

Utility Spend
Management/Financial

Bill / Data Coverage Conveyance

Estimation New Methodologies

Global Search

File Status Detail and
Comprehensiveness

Self Serve Structure Management
Improvements

Targets & Projections:
Enhanced Usability

Data Processing Efficiency
Improvements

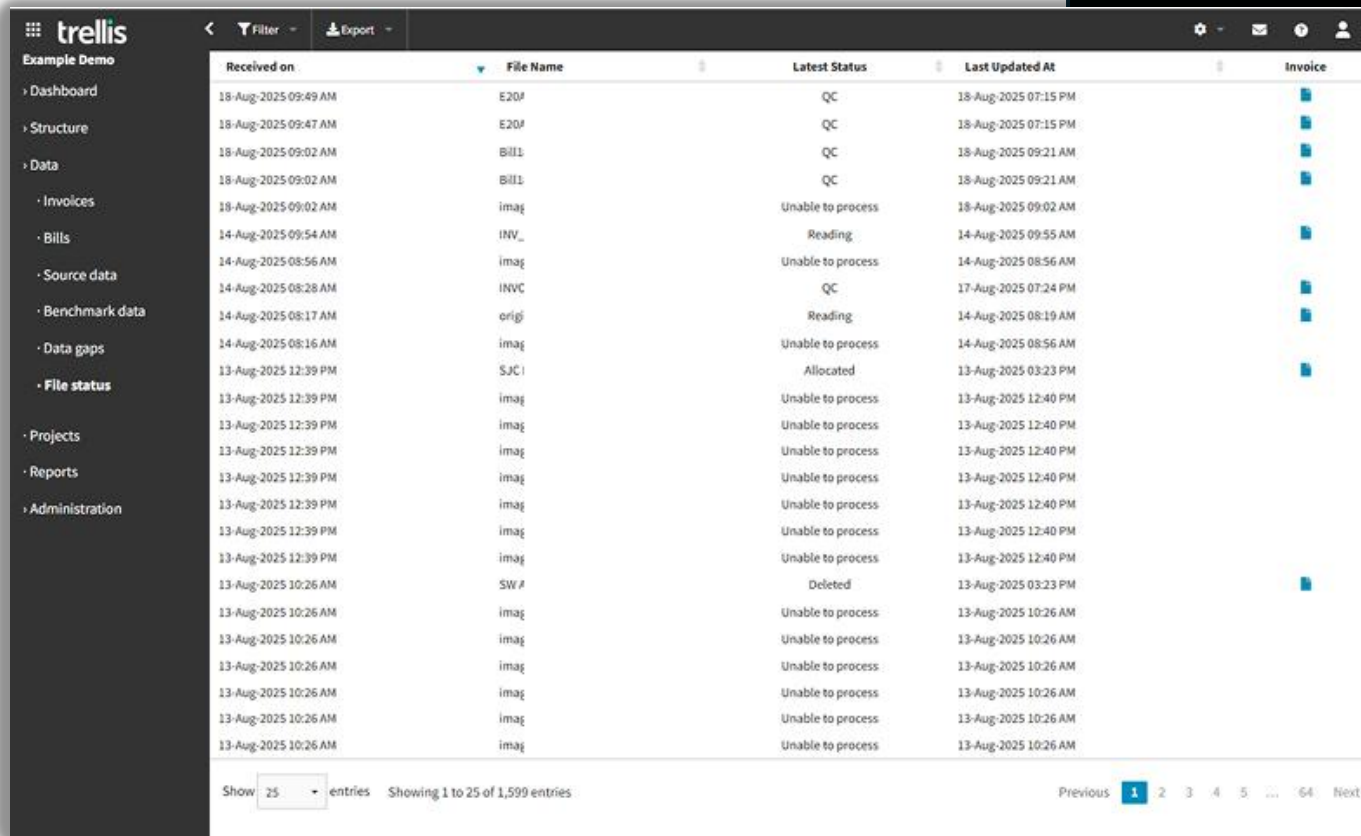
Data Processing and Gap
Visibility Alerts

Self Serve Tools: Report Building
Capabilities

Self Serve Tools: Data Upload, Quality Review and Management

UX Improvements

Updates to Watch



The screenshot shows the Trellis software interface. On the left is a sidebar with a navigation menu including: Dashboard, Structure, Data (with sub-items: Invoices, Bills, Source data, Benchmark data, Data gaps, File status), Projects, Reports, and Administration. The main area displays a table with the following columns: Received on, File Name, Latest Status, Last Updated At, and Invoice. The table contains 25 rows of data. At the bottom, there is a pagination control showing 'Showing 1 to 25 of 1,599 entries' and a 'Previous' button followed by a series of numbered links (1, 2, 3, 4, 5, ..., 64) and a 'Next' button.

Received on	File Name	Latest Status	Last Updated At	Invoice
18-Aug-2025 09:49 AM	E20#	QC	18-Aug-2025 07:15 PM	
18-Aug-2025 09:47 AM	E20#	QC	18-Aug-2025 07:15 PM	
18-Aug-2025 09:02 AM	BILL	QC	18-Aug-2025 09:21 AM	
18-Aug-2025 09:02 AM	BILL	QC	18-Aug-2025 09:21 AM	
18-Aug-2025 09:02 AM	imag	Unable to process	18-Aug-2025 09:02 AM	
14-Aug-2025 09:54 AM	INV_	Reading	14-Aug-2025 09:55 AM	
14-Aug-2025 08:56 AM	imag	Unable to process	14-Aug-2025 08:56 AM	
14-Aug-2025 08:28 AM	INVC	QC	17-Aug-2025 07:24 PM	
14-Aug-2025 08:17 AM	origi	Reading	14-Aug-2025 08:19 AM	
14-Aug-2025 08:16 AM	imag	Unable to process	14-Aug-2025 08:56 AM	
13-Aug-2025 12:39 PM	SJC	Allocated	13-Aug-2025 03:23 PM	
13-Aug-2025 12:39 PM	imag	Unable to process	13-Aug-2025 12:40 PM	
13-Aug-2025 12:39 PM	imag	Unable to process	13-Aug-2025 12:40 PM	
13-Aug-2025 12:39 PM	imag	Unable to process	13-Aug-2025 12:40 PM	
13-Aug-2025 12:39 PM	imag	Unable to process	13-Aug-2025 12:40 PM	
13-Aug-2025 12:39 PM	imag	Unable to process	13-Aug-2025 12:40 PM	
13-Aug-2025 12:39 PM	imag	Unable to process	13-Aug-2025 12:40 PM	
13-Aug-2025 12:39 PM	imag	Unable to process	13-Aug-2025 12:40 PM	
13-Aug-2025 10:26 AM	SW#	Deleted	13-Aug-2025 03:23 PM	
13-Aug-2025 10:26 AM	imag	Unable to process	13-Aug-2025 10:26 AM	
13-Aug-2025 10:26 AM	imag	Unable to process	13-Aug-2025 10:26 AM	
13-Aug-2025 10:26 AM	imag	Unable to process	13-Aug-2025 10:26 AM	
13-Aug-2025 10:26 AM	imag	Unable to process	13-Aug-2025 10:26 AM	
13-Aug-2025 10:26 AM	imag	Unable to process	13-Aug-2025 10:26 AM	
13-Aug-2025 10:26 AM	imag	Unable to process	13-Aug-2025 10:26 AM	
13-Aug-2025 10:26 AM	imag	Unable to process	13-Aug-2025 10:26 AM	

File Status Fully Live

Invoice Monitoring
now Rolling Out

General Ledger
Allocator Live Jan '26

Access Updates

UI/UX Revisions

Reporting API

Updates to Watch

File Status Fully Live

Invoice Monitoring
now Rolling Out

General Ledger
Allocator Live Jan '26

Access Updates

UI/UX Revisions

Reporting API

Showing 5 invoices (39 line items) for issue date range: all periods

Invoice #	Provider	Resource Type	Facility Group	Facility	Invoice...	Actual	Expected	Difference	Issue Date	Line Items		
601 000 147 474	Hum Energy	GAS	Ambulance Services A	36 Bayview Road COLTON SA 5670	Invalidated	2,032.73	1,305.95	+726.78	17/01/2022	17 Items		
Gas Daily Supply Charge	5510485027	APPROVED			21/05/2024	18/08/2024	0.99	0.99	-	89.10	89.10	-
Gas Daily Supply Charge	5510485027	FLAGGED			17/05/2024	15/08/2024	0.99	0.99	-	90.09	90.09	-
Gas Daily Supply Charge	5510485027	APPROVED			06/06/2024	03/09/2024	0.99	0.99	-	89.10	89.10	-
Gas Usage Price	5510485027	FLAGGED			06/06/2024	03/09/2024	17.50	10.86	+6.64	6.04	3.75	+2.29

Field

Value

Site Type

Category 1

Reference Period

From 01/07/2023 to 30/06/2024

Quantity

0.35

Invoice Unit Type

GJ

Reasoning

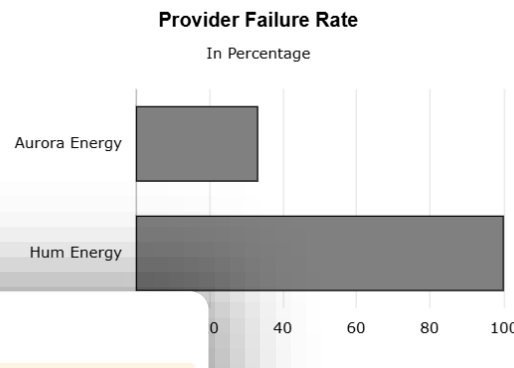
Comparison Notes

Matched with referenceRateID 8 (Gas Usage Price) at \$10.8600/GJ, the latest available reference for gas consumption. Invoice period extends beyond reference period, so

Significant discrepancies found. Invoice rate (\$17.50/GJ) is much higher than reference rate (\$10.86/GJ). Invoice total (\$6.04) exceeds

Provider Failure Rate

In Percentage



Summary Statistics (all rows)



Critical Discrepancy:
1 invoice above \$100.00
discrepancy.

Threshold (\$)

100

Total Invoices

5

Failed Invoices

3

Updates to Watch

TRANSACTION DESCRIPTION	TRANSACTION ACCOUNT	TRANSACTION AMOUNT	EMISSION CATEGORY	EMISSION SOURCE
Miscellaneous - 13/01/2023_KD_Birthday cards x 3	Office Supplies	\$62.01	Printing and Stationery	Office equipment & supplies...
Woolworths - 13/01/2023_Groceries - Muffin pack pans, Dishwashing liquid, <P...	Office Supplies	\$769.00	Chemical Products	Cleaning and Chemicals Ch...
WEX Australia - 16/01/2023_YTD286 GOLF: VIC Fuel costs \$11.28 Dec'22 L0	MV Expenses Golf	\$390.00	lol	lol
<PERSON> January 19th 2023: 10 staff @ \$41 each for 30 min each x 5 Januar...	Office Supplies	\$91.83	Scope 3: Purchased Go...	IT Equipment
<PERSON> Expense claim_B2205 - Timothy Ivers Travel Expense claim_B2205	Job Related Travel, Acco...	\$160.00	Professional Services Ta...	Professional Services Taxi a...
<PERSON> Expense claim_B2205 - Timothy Ivers Travel Expense claim_B2205	Job Related Travel, Acco...	\$50.97	Professional Services Ta...	Professional Services Taxi a...
<PERSON> payment f		\$46.64	Chemical Products	Cleaning and Chemicals Ch...
Woolworths - 03/02/20...				d Chemicals Cl...
Miscellaneous - <PHO...				ment & supplies...

Statistics Emissions

Viewing filtered statistics based on your current selection

Total Type
COST COUNT EMISSION

Chemical Products
29.05 %

Cleaning
0.92 %

Cleaning Services
1.1 %

Entertainment
1.62 %

Food & catering
16.51 %

Showing 0.013 of 0.01 tCO₂e

Classification Setup

Configure your scope 3 emission classification parameters

Reporting Period

Select reporting period and validate transaction dates

Reporting Period

Reporting Period

FY 2025 (Jul 2024 - Jun 2025)

Job Name

Press Esc to cancel 1 of 2

Cancel Next →

File Status Fully Live

Invoice Monitoring
now Rolling Out

General Ledger
Allocator Live Jan '26

Access Updates

UI/UX Revisions

Reporting API

Updates to Watch



Log in:
Trellis Technologies

➔ Log in with Microsoft Entra

or

Username

Password

Log in

[Forgot password?](#)

File Status Fully Live

Invoice Monitoring
now Rolling Out

General Ledger
Allocator Live Jan '26

Access Updates

UI/UX Revisions

Reporting API

Updates to Watch

trellis

Example Demo

- Dashboard
- Structure
- Data
 - Invoices
 - Invoice approvers
 - Bills
 - Source data
 - Benchmark data
 - Data gaps
 - File status
- Projects
- Reports
- Administration
- Validation
- Bill processing

Filter Selected Export Details

Facility group: Corporate Offices, Leased Facilities, Offices

Facility: Aquatics, Corporate Offices, Corporate Scope 3 Emissions, Health & Wellbeing, Leased Facilities, Offices, Other, Spa & Wellness

Provider: Alinta, Envizi, Origin Energy

Resource: Electricity, GreenPower offsetting electricity, Natural gas, Stationary fuel, Water usage

Issue Date From: [Calendar icon]

Invoices requiring my approval: ☐

Payment files not yet generated: ☐

Search Clear search

184717	750 003346 8	INV04377519	78 Tooraweenah Roa...	LOC-387429	09/09/22	21/10/22	Origin Energy	Stationary fuel
180555	Not available	Not available	12 Frouds Roa... + 84 more	10014 + 84 more	10/08/22	02/09/22	SA Water	Water usage
175670	750 003346 8	INV04205488	78 Tooraweenah Roa...	LOC-387429	28/07/22	-	Origin Energy	Stationary fuel
174111		INV04185111	38 Shamrock Avenue ...	LOC-366931	22/07/22	-	Origin Energy	Stationary fuel
172816		INV04161444	78 Tooraweenah Roa...	LOC-387429	15/07/22	-	Origin Energy	Stationary fuel
169194		INV04095446	38 Shamrock Avenue ...	LOC-366931	30/06/22	-	Origin Energy	Stationary fuel
163194		Not available	12 Frouds Roa... + 84 more	10014 + 84 more	18/05/22	-	SA Water	Water usage
A20220609:0031		NA	17 Mackie Street BER...	1063633010	18/05/22	-	SA Water	Water usage

File Status Fully Live

Invoice Monitoring
now Rolling Out

General Ledger
Allocator Live Jan '26

Access Updates

UI/UX Revisions

Reporting API

Updates to Watch

File Status Fully Live

Invoice Monitoring
now Rolling Out

General Ledger
Allocator Live Jan '26

Access Updates

UI/UX Revisions

Reporting API

default

GET /api/v1/token Exchange an API access key ID and secret for a JWT token

GET /api/v1/facilityGroup/{id} Retrieve a single facility group

GET /api/v1/facilityGroups Retrieve facility groups

GET /api/v1/activityData Retrieve activity data records

GET /api/v1/validationResultData Retrieve validation result data records

GET /api/v1/validationReferenceData Retrieve validation reference data records

GET /api/v1/meterReference/{id} Retrieve a single meter reference

GET /api/v1/meterReferences Retrieve a collection of meter references

GET /api/v1/client/{id} Retrieve a single client

GET /api/v1/clients Retrieve a collection of clients



Skip to Webinar:
00:10:16

Deep Dive: Reporting



Starting with your “why”



Sustainability Manager

- Monitor progress on emissions
- Prepare mid/end-of-year reports
- Answer ad-hoc questions



FOCUS ON EMISSIONS



Facilities Manager

- Understand costs and consumption
- Review status of assets



**FOCUS ON COSTS
AND CONSUMPTION**



Finance / Accounts Payable

- Check or monitor costs
- Spot anomalies
- Validate invoices



**FOCUS ON COSTS, UNIT
RATES AND EXCEPTIONS**



Skip to Webinar:
00:13:03

trellis

Example Demo

Dashboard

Structure

Data

Projects

Reports

Administration

Customise

Filter

Favourite

Export

View chart

Report by

× Facility

Benchmark

(Not benchmarked)

Date range

01/07/2022 to 30/06/2023

Update report

2 Parkes Road BROOKLYN VIC 3012	0.00	2.27	3.29	5.56
22 Adavale Road RUN-O-WATERS NSW 2...	0.00	0.00	7.05	7.05
22 Creedon Street STRATHMORE HEIGH...	0.00	0.76	2.98	3.75
22 Panorama Road WEABONGA NSW 2340	0.00	8.03	0.90	8.93
22 Ugoa Street TARBUCK BAY NSW 2428	0.00	0.00	2.26	2.26
23 Cubbine Road BRUCE ROCK WA 6418	0.00	0.53	5.39	5.92
23 Pipeclay Road BYABARRA NSW 2446	0.00	0.71	8.58	9.29
24 Shannon Court HAMMOND SA 5431	0.81	0.00	22.19	23.00
25 Davidson Street WEST WELLESLEY IS...	0.00	3.32	8.13	11.44
25 Ugoa Street SOUTH WEST ROCKS NS...	0.00	0.00	16.52	16.52
26 Davis Street ASHGROVE WEST QLD 4...	0.00	0.00	11.50	11.50
26 Yulara Drive WILLOWRA NT 872	0.00	0.28	8.53	8.81
29 McPherson Road GEORGES CREEK VI...				

Total for all pages

Date range

01/07/2022 to 30/06/2023

Selected: 01/07/2022 to 30/06/2023 (365 Days)

JULY 2022						
MO	TU	WE	TH	FR	SA	SU
				1	2	3
4	5	6	7	8	9	10
11	12	13	14	15	16	17
18	19	20	21	22	23	24
25	26	27	28	29	30	31

JUNE 2023						
MO	TU	WE	TH	FR	SA	SU
			1	2	3	4
5	6	7	8	9	10	11
12	13	14	15	16	17	18
19	20	21	22	23	24	25
26	27	28	29	30		

Shortcuts [Last FY](#) [Current FY](#)

Report by

× Facility

× Meter

× Resource type

State

Facility group

Facility

Address

Meter

Project

Resource type

Factor

Deep Dive: Reporting



Common Elements

Summary report

Report on emissions, energy, cost and consumption for a single period.



Skip to Webinar:
00:19:54

Deep Dive: Reporting



Summary Report

01/07/2022 to 30/06/...		CO ₂ -e (tonnes) / m^2			Energy (GJ) / m^2		\$ / m^2	
Facility group	Scope 1	Scope 2	Scope 3	Emissions	Consumed	Produced	Cost ex. tax	
Aquatics	0.03	0.07	0.04	0.13	0.75	0.00	58.17	
Corporate Offices	0.07	0.00	0.05	0.12	1.68	0.00	64.87	
Corporate Scope 3 Emissions	-	-	-	-	-	-	-	
Health & Wellbeing	0.00	0.06	0.03	0.09	0.42	0.07	40.47	
Other	-	-	-	-	-	-	-	
Spa & Wellness	0.00	0.19	0.04	0.23	0.91	0.00	90.48	
Sports & Leisure	0.00	0.02	0.04	0.06	0.13	0.00	38.79	
Support Centres	-	-	-	-	-	-	-	
Tourism & Holiday Parks	0.01	0.42	0.04	0.47	2.27	0.00	135.88	
Un-categorised	0.00	0.09	0.68	0.77	4.92	4.02	289.01	
Warehousing 1	-	-	-	-	-	-	-	
Total for all pages								
Show	25	entries	Showing 1 to 11 of 11 entries			Previous	1	Next

Periodic report

Report on cost, consumption, or emissions over time.



Skip to Webinar:
00:22:45

Deep Dive: Reporting

		Total		01/07/2022 - 30/09/2022	01/10/2022 - 31/12/2022	01/01/2023 - 31/03/2023
Facility	Resource type	Unit	Resource consumption	Resource consumption	Resource consumption	Resource consumption
1 Argyle Street PITLO...	Waste (sent to landfill)	tonnes	2.12	0.60	0.65	0.52
1 Argyle Street PITLO...	Water usage	kL	1,924.00	0.00	0.00	1,833.46
10 Adavale Road ROS...	Electricity	kWh	1,144.00	271.13	396.87	405.93
10 Adavale Road ROS...	Natural gas	MJ	8,970.50	2,360.14	1,678.54	1,930.63
10 Adavale Road ROS...	Waste (sent to landfill)	tonnes	4.57	1.39	1.57	1.28
10 Adavale Road ROS...	Water usage	kL	798.00	0.00	0.00	760.45
12 Frouds Road WING...	Electricity	kWh	26,434.69	2,019.70	24,414.99	0.00
12 Frouds Road WING...	Waste (sent to landfill)	tonnes	4.59	0.90	1.23	1.29
12 Frouds Road WING...	Water usage	kL	1.46	0.46	0.00	0.84
13 Round Drive ADAM...	Electricity	kWh	1,126.00	288.00	274.00	268.09
13 Round Drive ADAM...	Waste (sent to landfill)	tonnes	2.72	0.57	0.68	1.18
13 Round Drive ADAM...	Water usage	kL	44.77	7.21	9.04	21.50
14 Farnell Street WAR...	Waste (sent to landfill)	tonnes	5.55	2.06	1.28	1.52
14 Farnell Street WAR...	Water usage	kL	35.59	16.87	11.84	5.75
15 Milbrodale Road S...	Electricity	kWh	11,830.46	11,830.46	0.00	0.00
15 Milbrodale Road S...	Natural gas	MJ	925.77	278.38	183.66	180.36
15 Milbrodale Road S...	Waste (sent to landfill)	tonnes	1.47	0.50	0.35	0.49
15 Milbrodale Road S...	Water usage	kL	2.35	0.35	0.70	0.99
15 Sinclair Street AGE...	Electricity	kWh	176,033.00	24,785.00	57,937.00	63,762.00



Periodic Report

Data coverage

Show data received, expected, and missing for each meter.



Skip to Webinar:
00:30:27

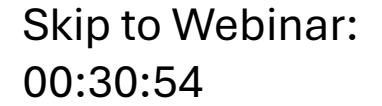
Deep Dive: Reporting

Facility	Meter	Resource type	Provider	%	Jul 2022	Aug	Sep	Oct	Nov	Dec	Jan 2023	Feb	Mar
1 Argyle Street PITLO...	1005448052	Water usage	Manually read input	47	0	0	0	0	0	0	22	✓	✓
1 Argyle Street PITLO...	1010_BC_Veolia	Waste (sent to landfill)	Envizi	92	✓	✓	✓	✓	✓	✓	✓	✓	✓
10 Adavale Road ROS...	2001337081	Electricity	Origin Energy	100	✓	✓	✓	✓	✓	✓	✓	✓	✓
10 Adavale Road ROS...	5510372313	Natural gas	Origin Energy	100	✓	✓	✓	✓	✓	✓	✓	✓	✓
10 Adavale Road ROS...	5510372313	Natural gas	AGL	100	✓	✓	✓	✓	✓	✓	✓	✓	✓
10 Adavale Road ROS...	1004585004	Water usage	Manually read input	47	0	0	0	0	0	0	22	✓	✓
10 Adavale Road ROS...	1033_BC_VEOLIA	Waste (sent to landfill)	Envizi	92	✓	✓	✓	✓	✓	✓	✓	✓	✓
12 Frouds Road WING...	1004870016	Water usage	SA Water	100	✓	✓	✓	✓	✓	✓	✓	✓	✓
12 Frouds Road WING...	1038_BC_VEOLIA	Waste (sent to landfill)	Envizi	92	✓	✓	✓	✓	✓	✓	✓	✓	✓
12 Frouds Road WING...	Solar Production 2	Electricity	Sunny Portal	50	✓	✓	✓	✓	✓	✓	0	0	0
13 Round Drive ADAM...	2002226182	Electricity	Origin Energy	100	✓	✓	✓	✓	✓	✓	✓	✓	✓
13 Round Drive ADAM...	1006583053	Water usage	SA Water	100	✓	✓	✓	✓	✓	✓	✓	✓	✓
13 Round Drive ADAM...	1082_BC_Veolia	Waste (sent to landfill)	Envizi	92	✓	✓	✓	✓	✓	✓	✓	✓	✓
14 Farnell Street WAR...	1006583109	Water usage	SA Water	100	✓	✓	✓	✓	✓	✓	✓	✓	✓
14 Farnell Street WAR...	1151_BC_Veolia	Waste (sent to landfill)	Envizi	92	✓	✓	✓	✓	✓	✓	✓	✓	✓



Data Coverage Report

Compare cost, consumption, or emissions by month over multiple years (requires consolidated inventory).



Deep Dive: Reporting



Year-on-Year Comparison Report

Baseline comparison

Report on absolute and relative changes to one of cost, consumption, or emissions from a specified baseline period.



Skip to Webinar:
00:35:26

Deep Dive: Reporting



Baseline Comparison Report

Report by
x Facility group
State
Facility group
Facility
Address
Meter
Project
Resource type

Report on
Cost ex. tax

Date range
01/07/2022 to 30/09/2022 Remove

Date range
01/10/2022 to 31/12/2022 Remove

Facility group	Cost ex. tax (\$) 01/07/2022 – 30/09/2022		Cost ex. tax (\$) 01/10/2022 – 31/12/2022		Cost ex. tax (\$) 01/01/2023 – 31/03/2023		
	Total	Total	Change	Change (%)	Total	Change	Change (%)
Aquatics	36,472.55	37,209.84	737.29	2	32,129.61	-4,342.94	-12
Corporate Offices	29,339.81	64,506.20	35,166.39	120	67,830.52	38,490.71	131
Corporate Scope 3 Emissions	46,630.14	46,630.14	0.00	0	45,616.44	-1,013.70	-2
Health & Wellbeing	52,609.61	62,624.66	10,015.06	19	68,932.67	16,323.06	31
Offices	-	-	0.00	-	-	0.00	-
Other	100.00	0.00	-100.00	-100	0.00	-100.00	-100
Spa & Wellness	19,534.33	22,633.47	3,099.14	16	23,970.11	4,435.78	23
Sports & Leisure	48,044.33	59,285.01	11,240.67	23	74,556.30	26,511.96	55
Support Centres	8,244.53	7,276.18	-968.34	-12	9,132.70	888.17	11
Tourism & Holiday Parks	125,899.25	98,016.24	-27,883.02	-22	98,588.45	-27,310.80	-22
Un-categorised	1,305.75	1,516.45	210.71	16	1,384.18	78.43	6
	4,187.30	2,493.44	-1,693.86	-40	2,601.59	-1,585.71	-38
	372,367.59	402,191.64	29,824.04	8	424,742.56	52,374.97	14

Showing 1 to 12 of 12 entries

Previous 1 Next

Electricity production report

Report on electricity generation, import, export, and total consumption.



Skip to Webinar:
00:40:01

Deep Dive: Reporting

01/07/2022 to 30/06/2023		Quantity (kWh)		
Facility	Consumed	Produced	Imported from grid	Exported to grid
10 Adavale Road ROSLYN NSW 2580	1,144.00	0.00	1,144.00	0.00
12 Frouds Road WINGAN RIVER VIC 3891	26,434.69	26,434.69	0.00	0.00
13 Round Drive ADAMSTOWN NSW 2289	1,126.00	0.00	1,126.00	0.00
15 Milbrodale Road SEDGEFIELD NSW 2330	11,830.46	0.00	11,830.46	903.53
15 Sinclair Street AGERY SA 5558	176,033.00	0.00	176,033.00	367.27
15 Webb Road GATESHEAD NSW 2290	1,033.00	0.00	1,033.00	0.00
16 Alfred Street PINK LAKE WA 6450	40.00	0.00	40.00	0.00
16 Clifton Street MURCHISON VIC 3610	1,795.12	381.65	1,413.46	0.00
17 Mackie Street BERMAGUI NSW 2546	587.00	0.00	587.00	0.00
2 Parkes Road BROOKLYN VIC 3012	21,335.99	18,221.99	3,114.00	0.00
22 Creedon Street STRATHMORE HEIGHTS VIC 3...	56,635.43	55,587.64	1,047.79	0.00
22 Panorama Road WEABONGA NSW 2340	10,996.39	0.00	10,996.39	14,397.33
23 Cubbine Road BRUCE ROCK WA 6418	725.00	0.00	725.00	0.00
23 Pipeclay Road BYABARRA NSW 2446	971.00	0.00	971.00	0.00
25 Davidson Street WEST WELLESLEY ISLANDS ...	4,544.43	0.00	4,544.43	0.00
25 Ugoa Street SOUTH WEST ROCKS NSW 2431	0.00	0.00	0.00	0.00
26 Yulara Drive WILLOWRA NT 872	383.28	0.00	383.28	0.00
29 McPherson Road GEORGES CREEK VIC 3700	3,544.00	0.00	3,544.00	0.00
3 Ghost Hill Road WILBERFORCE NSW 2756	229.00	0.00	229.00	0.00



Electricity Production Report

Bill exceptions

Show difference between current and previous bills.



Skip to Webinar:
00:41:35

Exception threshold

% 5

Date range



01/07/2022 to 30/06/2023

Show invoice approvers



Update report

Facility group ▲	Facility	Meter	Resource	Bill end date		Average daily cost ex. GST			Average daily consumption		
				Current	Previous	Cur	Prev	% diff	Cur	Prev	% diff
Aquatics	26 Davis Street ASHG...	1014332051	Water usage	01/07/2022 - 30/09/2022	08/07/2021 - 27/09/2021	1.07	0.84	+ 28	0.13	0.00	—
Aquatics	Office B	1001459010	Water usage	20/07/2022 - 31/12/2022	01/07/2021 - 31/12/2022	0.86	0.26	+ 233	0.02	0.01	+ 233
Aquatics	35 McLeans Road UR...	1004051117	Water usage	22/07/2022 - 31/12/2022	01/07/2021 - 31/12/2022	0.43	0.13	+ 237	0.00	0.00	—
Aquatics	42 Eungella Road SH...	1004149501	Water usage	18/07/2022 - 31/12/2022	01/07/2021 - 31/12/2022	0.42	0.13	+ 229	0.00	0.00	—
Aquatics	Office C	1011073007	Water usage	08/07/2022 - 31/12/2022	01/07/2021 - 31/12/2022	0.40	0.13	+ 210	0.00	0.00	—
Aquatics	26 Davis Street ASHG...	1014332051	Water usage	19/07/2022 - 31/12/2022	01/07/2021 - 31/12/2022	0.43	0.13	+ 231	0.00	0.00	—
Aquatics	3 Davidson Street RO...	1015738002	Water usage	27/07/2022 - 31/12/2022	01/07/2021 - 31/12/2022	0.45	0.13	+ 247	0.00	0.00	—
Aquatics	31 Sunset Drive WAR...	1016687737	Water usage	21/07/2022 - 31/12/2022	01/07/2021 - 31/12/2022	5.31	1.59	+ 235	1.11	0.33	+ 235
Aquatics	51 Ross Street ARUND...	1028188054	Water usage	22/07/2022 - 31/12/2022	01/07/2021 - 31/12/2022	1.34	0.40	+ 237	0.01	0.00	+ 237
Aquatics	39 Mandible Street W...	1063983002	Water usage	21/07/2022 - 31/12/2022	01/07/2021 - 31/12/2022	0.43	0.13	+ 235	0.00	0.00	—
Aquatics	35 McLeans Road UR...	2002134437	Electricity	01/07/2022 - 22/07/2022	18/04/2021 - 22/07/2021	0.61	0.62	- 1	0.05	0.03	+ 45
Aquatics	79 Derry Street DYNE...	2001671369	Electricity	01/07/2022 - 15/07/2022	13/04/2021 - 11/07/2021	0.70	0.66	+ 6	0.20	0.17	+ 20
Aquatics	Office B	2002204556	Electricity	01/07/2022 - 12/08/2022	11/05/2021 - 08/08/2021	1.44	1.44	- 0	2.72	2.48	+ 10

Deep Dive: Reporting



Bill Exceptions Report

Visit Our Knowledge Base

New / Updated Articles:

- [Reports Overview + Details](#)
- [Emission Factor update for FY2025](#)
- [Invoice Monitoring](#)
- [Invoice Approval](#)
- [Interval Data](#)
- [Multi-Account Access](#)
- [Facility Creation and Updates](#)
- [File Status](#)

How can we help you?

Search for answers



How to?

Guides and step by step instructions on configuring the main features of Trellis.



Release Notes

Review the latest product announcement, including new features, improvements and updates.

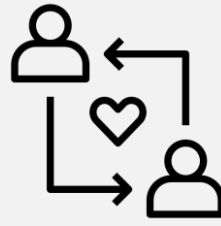
Stay involved in Trellis Development



Surveys



Group
Workshops



Feedback
Outreach



Early Access
Participation

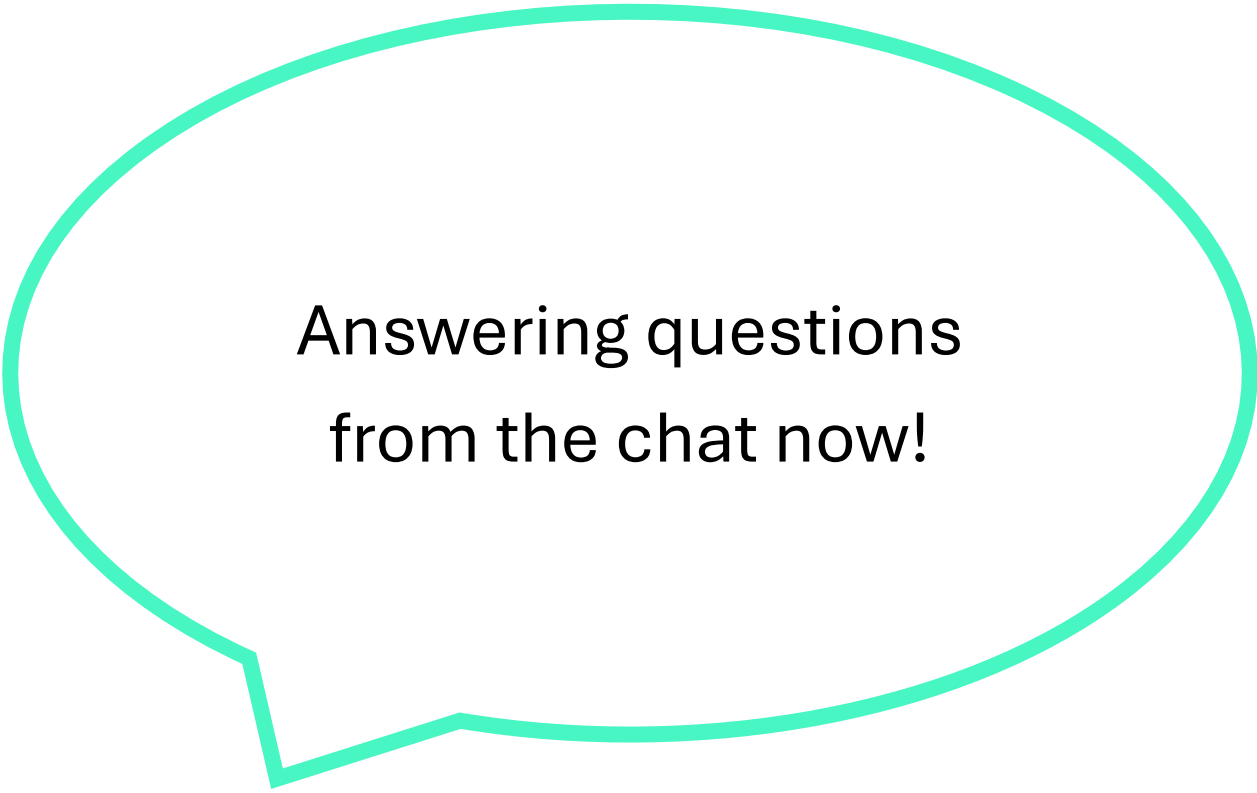


Send us your
Feedback

Contact support@yourtrellis.com with subject: *Feedback*

Register for Product Update Webinars with your topics of interest

Q & A



Answering questions
from the chat now!

What's next?

- Link to today's recording and slides will be sent via email
- Submit the Webinar ROI Form and share your topics of interest!
- Visit the Knowledge Base to explore more feature articles
- Next Product Webinar: 18 February 2026
- Contact support@yourtrellis.com to discuss access add-on features

Expect more Product related communications from:
andrada@yourtrellis.com